

RECOMMENDED PCB LAYOUT
GENERAL TOLERANCE ± 0.05

NOTES:

- MATERIAL:
 - HOUSING: THERMOPLASTIC
 - CONTACT: COPPER ALLOY
- FINISH:
 - CONTACT:
 - 50u" MIN. NICKEL UNDERPLATING OVERALL
 - N: 100u" MIN MATTE TIN OVERALL
 - C: 15u" GOLD PLATING OVERALL
- SPEC. PLS. REFER TO PS-57955-xxxxx-xxx
- PACKAGE PLS. REFER TO 57955-XXXXX-XX-TRP
57955-TB

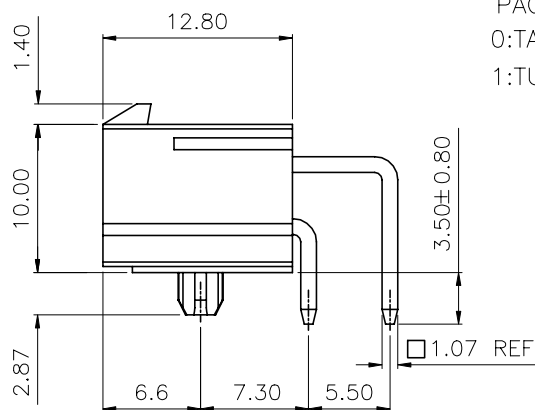
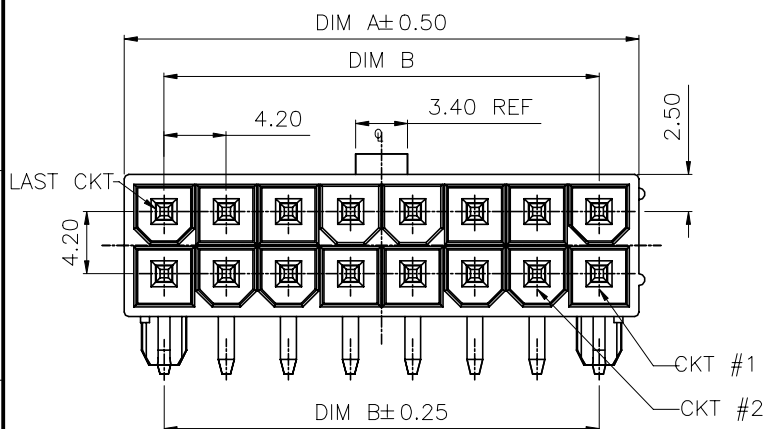
5. PART NUMBER
57955-XXX X X-XXX

NO OF CKT

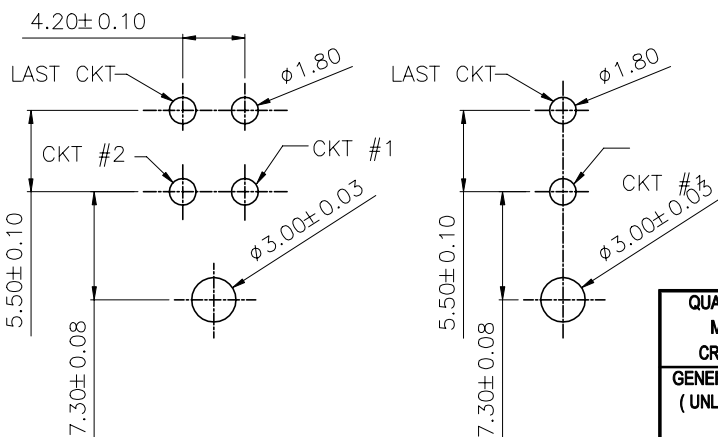
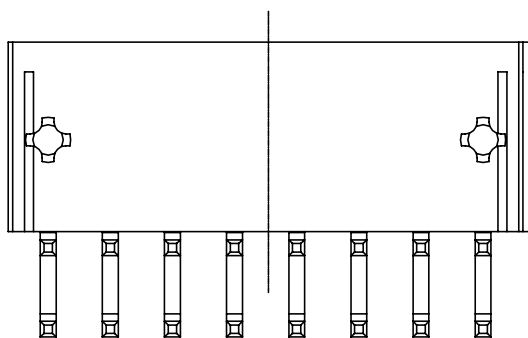
PACKING
0:TAPE & REEL
1:TUBE

xxx	Type	Housing Material & Color	Flammability
001	With Mounting peg	Lcp & Black	UL94-V0

PLATING
N: MATT TIN
C: 15u" GOLD



CKT	DIM A	DIM B
2	5.4	NA
4	9.6	4.2
6	13.8	8.4
8	18.0	12.6
10	22.2	16.8
12	26.4	21.0
14	30.6	25.2
16	34.8	29.4
18	39.0	33.6
20	43.2	37.8
22	47.4	42.0
24	51.6	46.2

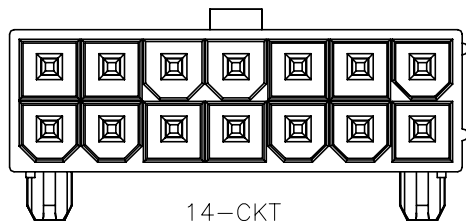


RECOMMENDED PCB LAYOUT
GENERAL TOLERANCE ± 0.05
2/4 CKT

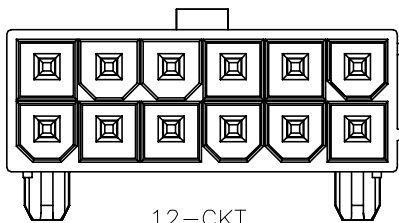
QUALITY SYMBOLS		DRAWN BY		DATE
MAJOR	⊕	Huang,ShunSen	23/07/10	
CRITICAL	⊗	CHECKED BY	Lu,Jing Quan	DATE
GENERAL TOLERANCES (UNLESS SPECIFIED)		APPROVED BY	hsieh,tu yu	DATE
X	± 0.5	UNITS	mm	SIZE
X	± 0.25	SCALE	2:1	A4
.XX	± 0.15	SHEET NO.	1 OF 6	REV
.XXX	± 0.1	SCALE	2:1	C
ANGLES	± 2°			RFQ NO.
				N/A
				DWG NO.
				57955-XXXXX-XXX



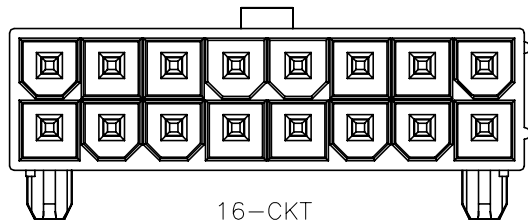
4.2mm PITCH HEADER
CONN. T/H D/R R/A TYPE



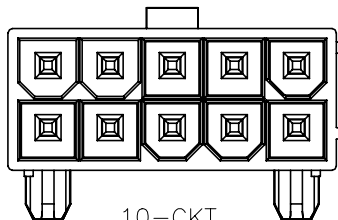
14-CKT



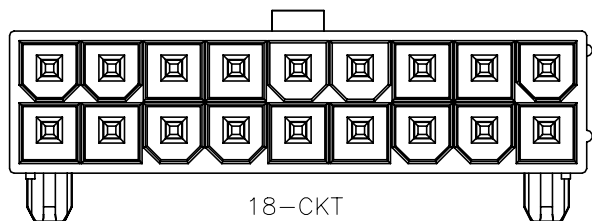
12-CKT



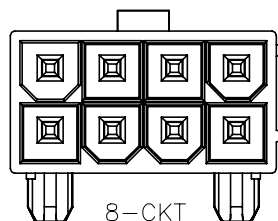
16-CKT



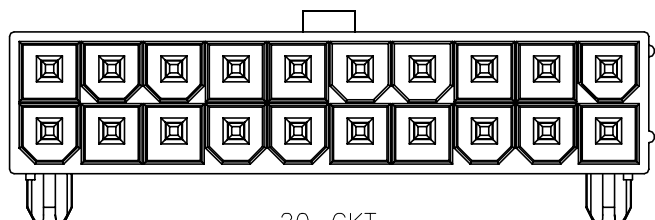
10-CKT



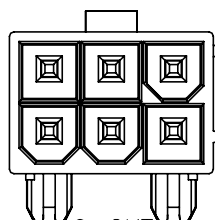
18-CKT



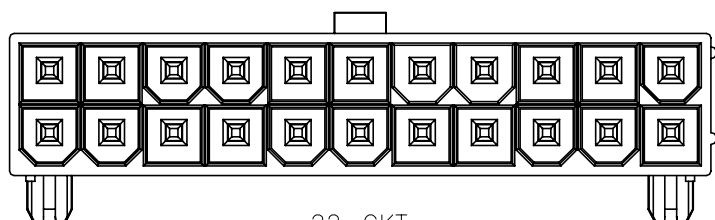
8-CKT




20-CKT



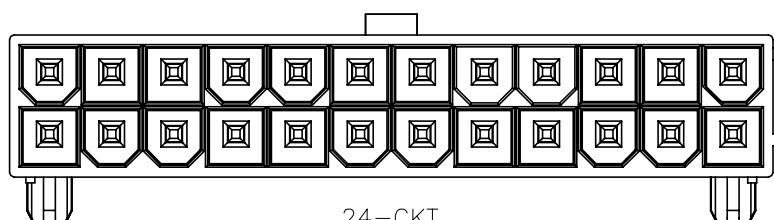
6-CKT



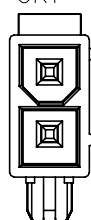
22-CKT



4-CKT

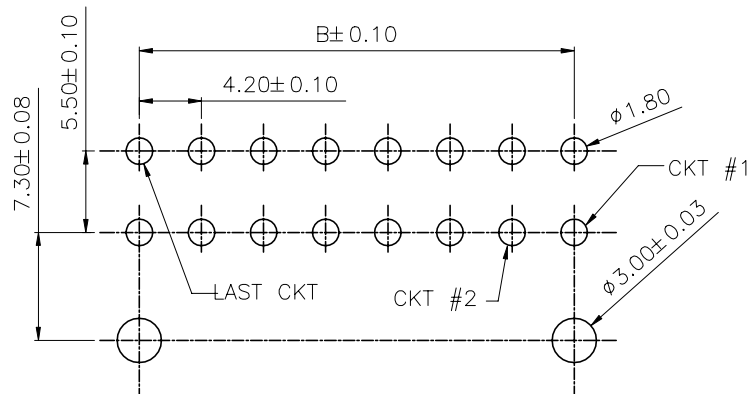
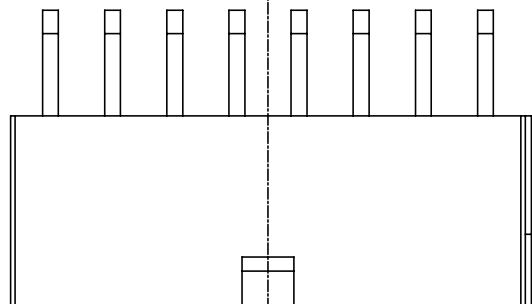


24-CKT



2-CKT

QUALITY SYMBOLS MAJOR Ⓢ CRITICAL Ⓢ GENERAL TOLERANCES (UNLESS SPECIFIED) X. ±0.5 X ±0.25 .XX ±0.15 .XXX ±0.1 ANGLES ±2°	DRAWN BY		DATE	
	Huang,ShunSen		23/07/10	
	CHECKED BY		DATE	
	Lu,ling Quan		23/07/10	
APPROVED BY		DATE		TITLE
hsieh,tu yu		23/07/10		4.2mm PITCH HEADER CONN. T/H D/R R/A TYPE
UNITS		SIZE	RFQ NO.	N/A
mm		A4		
SCALE	SHEET NO.	REV	DWG NO.	
2 : 1	2 OF 6	C	57955-XXXXX-XXX	



RECOMMENDED PCB LAYOUT
GENERAL TOLERANCE ±0.05
6~24 CKT

NOTES:

- MATERIAL:
 - HOUSING: THERMOPLASTIC
 - CONTACT: COPPER ALLOY
- FINISH:
 - CONTACT:
 - 50u" MIN. NICKEL UNDERPLATING OVERALL
 - 100u" MIN MATTE TIN OVERALL
 - C: 15u" GOLD PLATING OVERALL
- SPEC. PLS. REFER TO PS-57955-xxxx-xxx
- PACKAGE PLS. REFER TO 57955-XXXX-XX-TRP
57955-TB
- PART NUMBER
57955-XXX X X-XXX

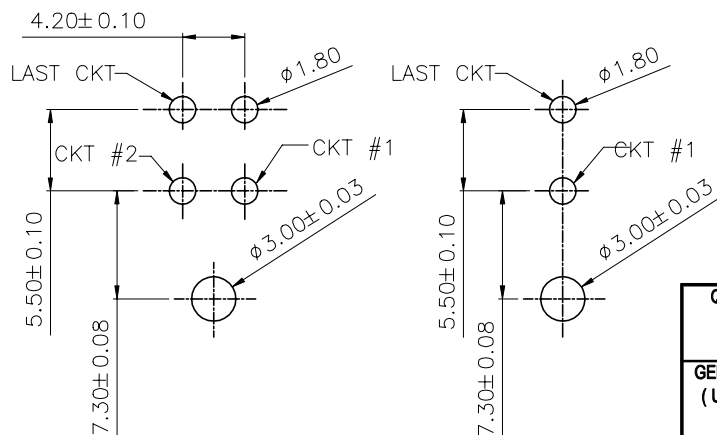
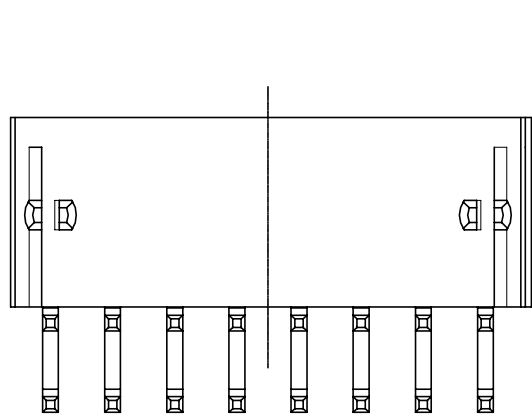
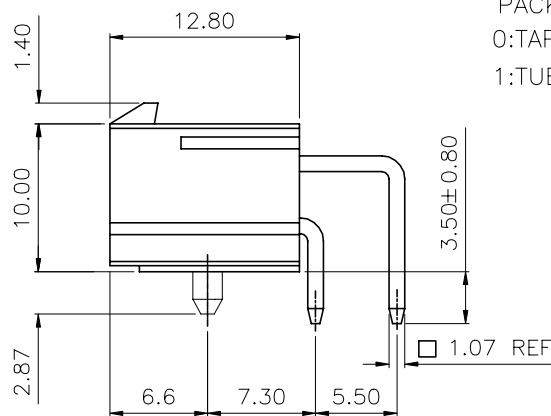
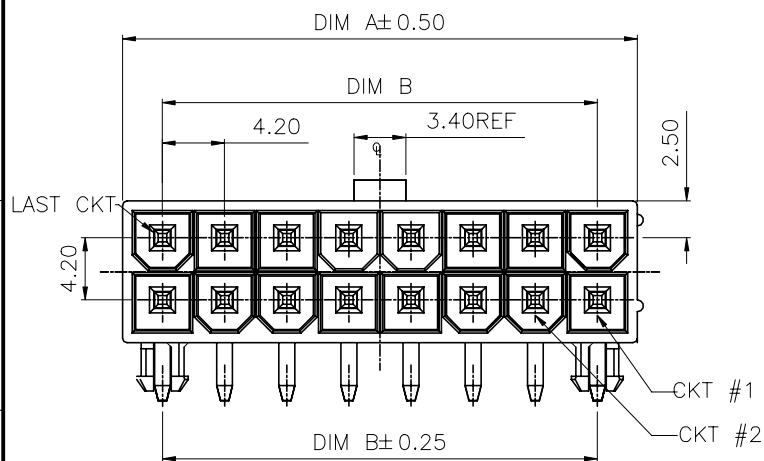
NO OF CKT

PACKING
0:TAPE & REEL
1:TUBE

XXX	Type	Housing Material & Color	Flammability
002	With Plastic Peg PCB Lock	Lcp & Black	UL94-V0
012	With Plastic Peg PCB Lock	Lcp & Natural	UL94-V0

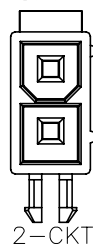
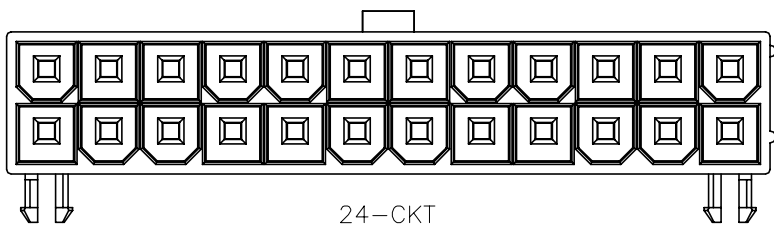
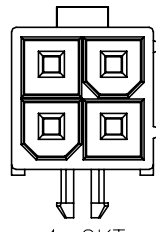
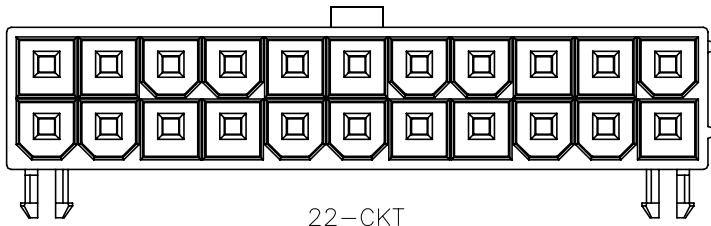

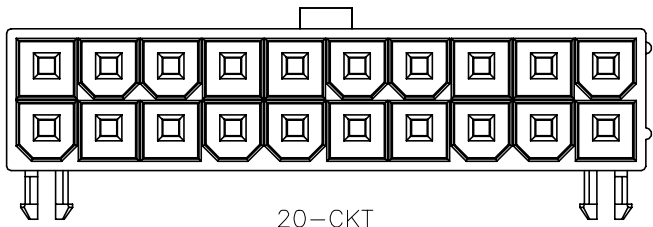
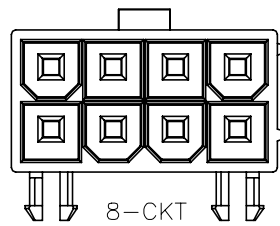
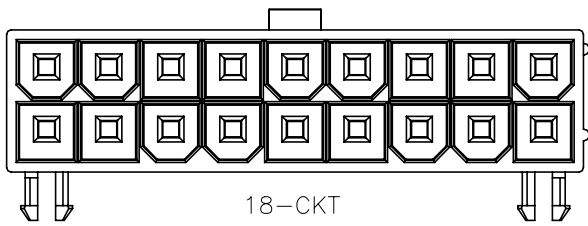
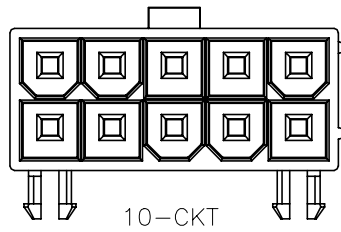
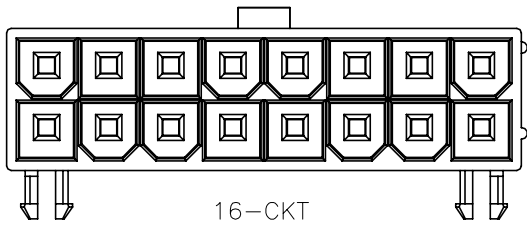
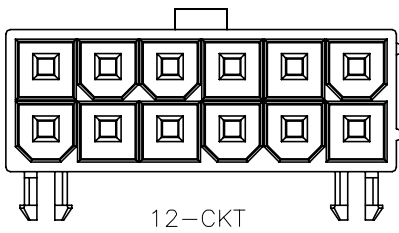
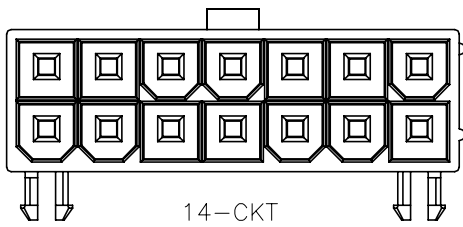
PLATING
N: MATT TIN
C: 15u" GOLD

CKT	DIM A	DIM B
2	5.4	NA
4	9.6	4.2
6	13.8	8.4
8	18.0	12.6
10	22.2	16.8
12	26.4	21.0
14	30.6	25.2
16	34.8	29.4
18	39.0	33.6
20	43.2	37.8
22	47.4	42.0
24	51.6	46.2

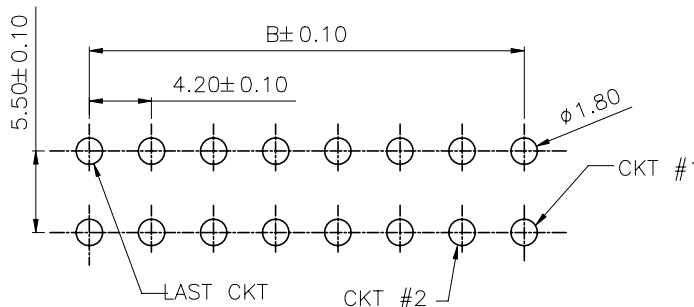
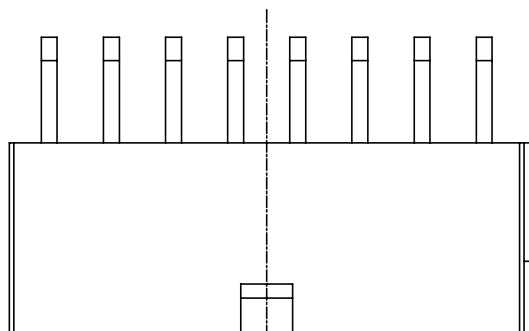


RECOMMENDED PCB LAYOUT
GENERAL TOLERANCE ±0.05
2/4 CKT

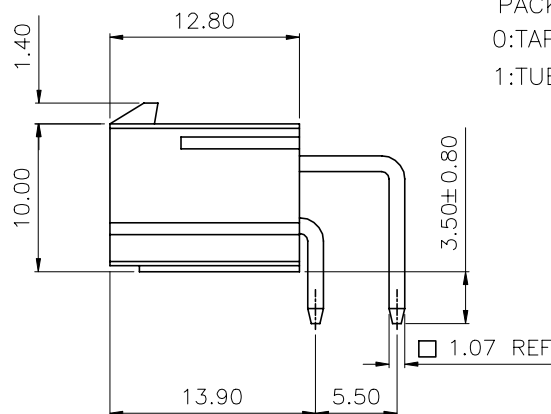
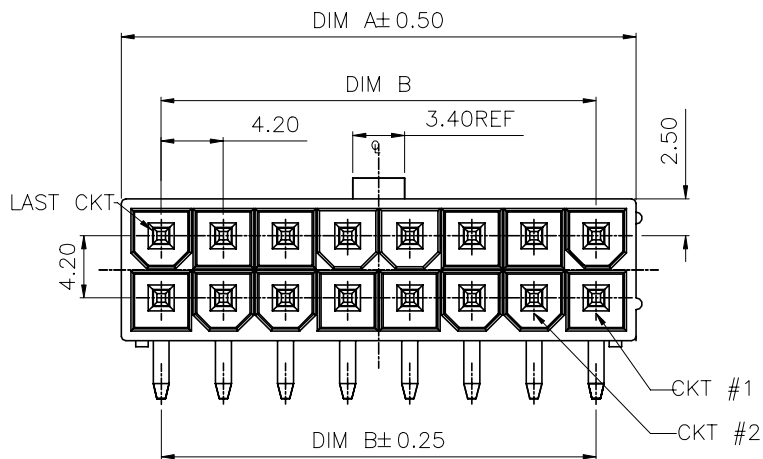
QUALITY SYMBOLS		DRAWN BY		DATE		ACES ELECTRONICS	
MAJOR	⊕	Huang,ShunSen	23/07/10			TITLE 4.2mm PITCH HEADER CONN. T/H D/R R/A TYPE	
CRITICAL	⊗	CHECKED BY	DATE				
GENERAL TOLERANCES (UNLESS SPECIFIED)		Lu,Jing Quan	23/07/10	APPROVED BY		RFG NO.	
X ±0.5		hsieh,fu yu	23/07/10	DATE		N/A	
X ±0.25		UNITS		SCALE		SHEET NO.	
XX ±0.15		mm		2:1		3 OF 6	
XXX ±0.1		SCALE		REV		DWG NO.	
ANGLES ±2°		2:1		C		57955-XXXXX-XXX	



QUALITY SYMBOLS MAJOR Ⓢ CRITICAL Ⓢ GENERAL TOLERANCES (UNLESS SPECIFIED) X. ±0.5 X ±0.25 .XX ±0.15 .XXX ±0.1 ANGLES ±2°	DRAWN BY		DATE		
	Huang,ShunSen		23/07/10		
	CHECKED BY		DATE		
	Lu,ling Quan		23/07/10		
APPROVED BY		DATE		TITLE	
hsieh,tu yu		23/07/10		4.2mm PITCH HEADER CONN. T/H D/R R/A TYPE	
UNITS		SIZE	RFQ NO.		
mm		A4	N/A		
SCALE	SHEET NO.	REV	DWG NO.		
2 : 1	4 OF 6	C	57955-XXXXX-XXX		



RECOMMENDED PCB LAYOUT
GENERAL TOLERANCE ± 0.05
2~24 CKT



NOTES:

- MATERIAL:
 - HOUSING: THERMOPLASTIC
 - CONTACT: COPPER ALLOY
- FINISH:
 - CONTACT:
 - 50u" MIN. NICKEL UNDERPLATING OVERALL
 - 100u" MIN MATTE TIN OVERALL
 - C: 15u" GOLD PLATING OVERALL
- SPEC. PLS. REFER TO PS-57955-XXXXX-XXX
- PACKAGE PLS. REFER TO 57955-XXXXX-XX-TRP
57955-TB
- PART NUMBER
57955-XXX X X-XXX

NO OF CKT

PACKING
0:TAPE & REEL
1:TUBE

XXX	Type	Housing Material & Color	Flammability
003	Without Plastic Peg PCB Lock	Lcp & Black	UL94-V0
013	Without Plastic Peg PCB Lock	Lcp & Natural	UL94-V0

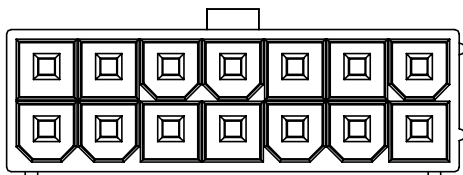
PLATING

N: MATT TIN
C: 15u" GOLD

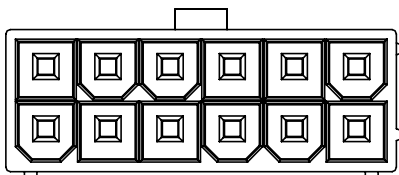
CKT	DIM A	DIM B
2	5.4	NA
4	9.6	4.2
6	13.8	8.4
8	18.0	12.6
10	22.2	16.8
12	26.4	21.0
14	30.6	25.2
16	34.8	29.4
18	39.0	33.6
20	43.2	37.8
22	47.4	42.0
24	51.6	46.2

QUALITY SYMBOLS MAJOR Ⓢ CRITICAL Ⓢ	DRAWN BY Huang,ShunSen	DATE 23/07/10
GENERAL TOLERANCES (UNLESS SPECIFIED) X. ±0.5 X ±0.25 .XX ±0.15 .XXX ±0.1 ANGLES ±2°	CHECKED BY Lu,Jing Quan	DATE 23/07/10
	APPROVED BY hsieh,tu yu	DATE 23/07/10
UNITS mm	SCALE 2:1	SHEET NO. 5 OF 6
		SIZE A4
		REV C

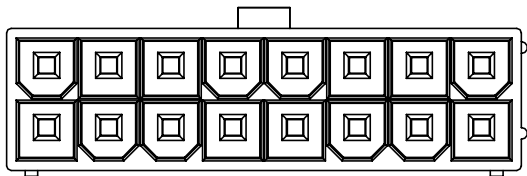
		TITLE 4.2mm PITCH HEADER CONN. T/H D/R R/A TYPE
		RFG NO. N/A
DWG NO. 57955-XXXXX-XXX		



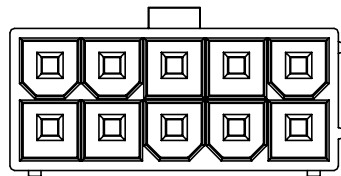
14-CKT



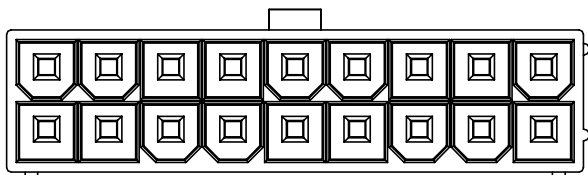
12-CKT



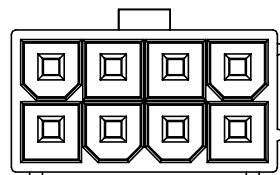
16-CKT



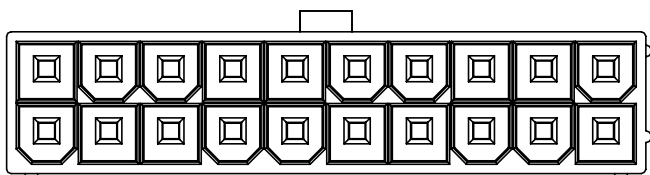
10-CKT



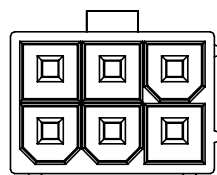
18-CKT



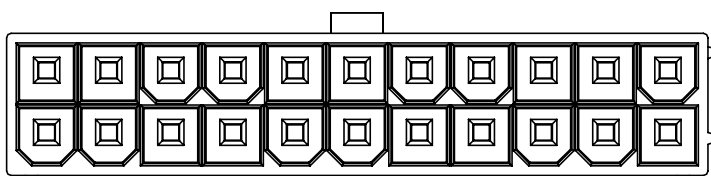
8-CKT



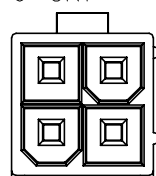
20-CKT



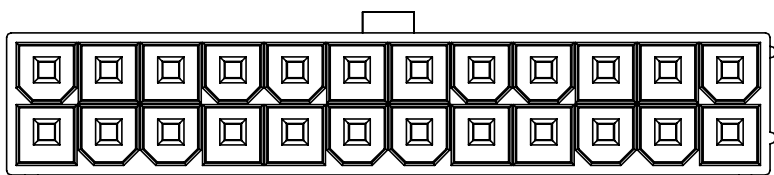
6-CKT



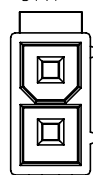
22-CKT



4-CKT



24-CKT



2-CKT

QUALITY SYMBOLS MAJOR Ⓢ CRITICAL Ⓢ GENERAL TOLERANCES (UNLESS SPECIFIED) X. ±0.5 X ±0.25 .XX ±0.15 .XXX ±0.1 ANGLES ±2°	DRAWN BY Huang,ShunSen	DATE 23/07/10	
	CHECKED BY Lu,ling Quan	DATE 23/07/10	
	APPROVED BY hsieh,tu yu	DATE 23/07/10	RFG NO. N/A
	UNITS mm		SIZE A4
	SCALE 2 : 1	SHEET NO. 6 OF 6	REV C
			DWG NO. 57955-XXXXX-XXX